

Signify Classified - Internal
Cooper Lighting Solutions Photometric Lab
1121 Highway 74 South
Peachtree City, GA 30269



Scaled data based on original data using
LM-79-08 Approved Method: Electrical and Photometric Measurements of Solid-
State Lighting Products

Test Report Prepared for
Cooper Lighting Solutions
(formerly Eaton)

Brand: STREETWORKS

Report Number: P879639

Luminaire Tested: **MEM2-HTN-VA-130-730-U-RW**

Issue Date: 10/01/2024



Test Information

Test Method: LM-79-08
Report Number: P879639
Test Lab: INNOVATION CENTER(G3)
Issue Date: 10/01/2024
Manufacturer: COOPER LIGHTING SOLUTIONS (FORMERLY EATON)
Product Line: STREETWORKS
Catalog Number: MEM2-HTN-VA-130-730-U-RW
Description: EPIC MODERN TALL HOUSING 130W 70CRI 3000K VISUAL COMFORT FIXTURE w/
RECTANGULAR WIDE DISTRIBUTION OPTIC
Light Source: (1) 3000K CCT, 70 CRI LEDS
Ballast/Driver: ELECTRONIC DRIVER

Summary

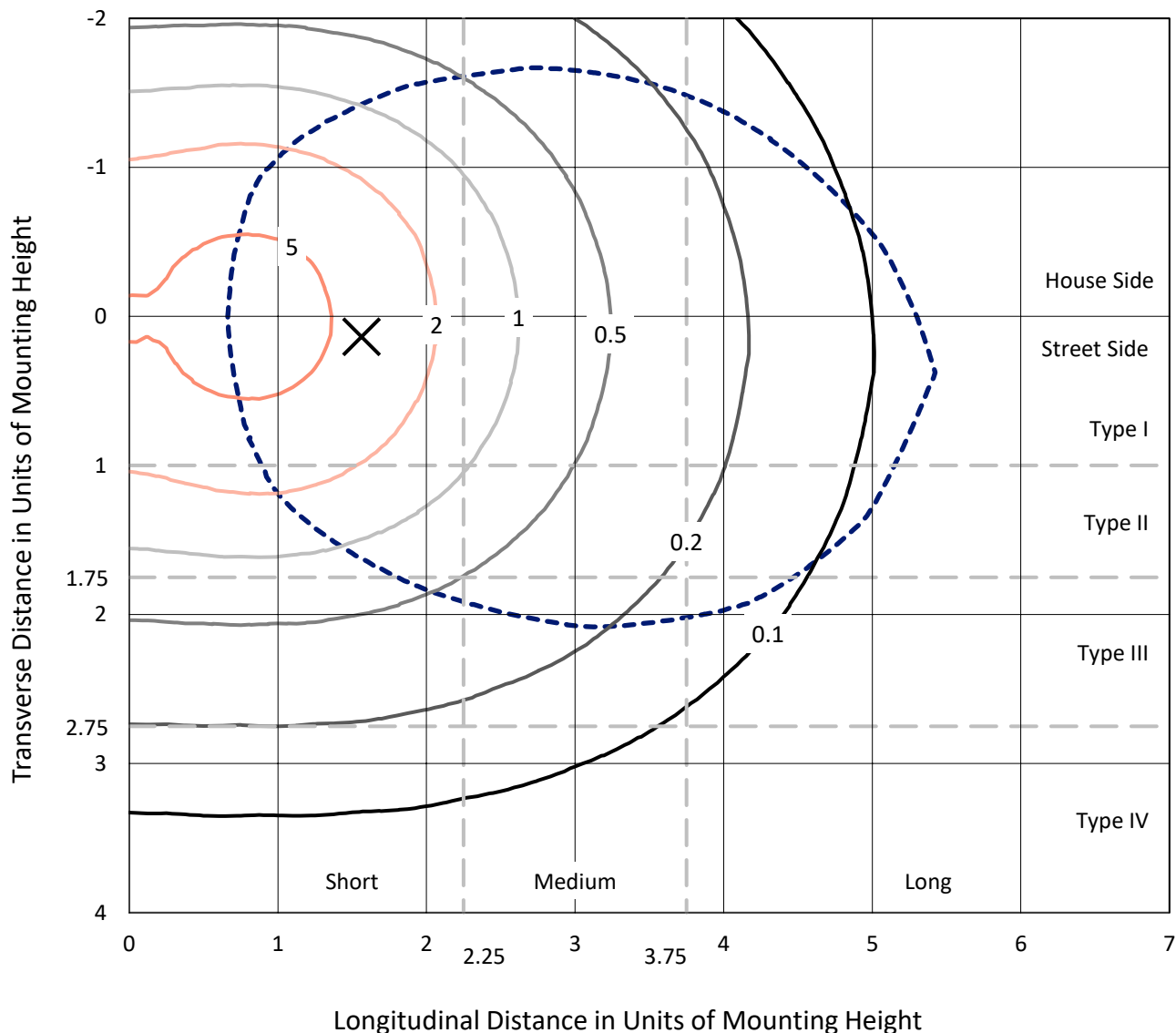
Lumens per Lamp: N/A
Luminaire Lumens: 13307.3 lumens
Efficiency: N/A
Efficacy: 102.4 lumens/watt
Luminous Opening: Circular (Dia: 1.12' x H: 0')
IES Classification: Type III - Short
BUG Rating: B3 - U0 - G3

Input Watts (W): 130
Input Voltage (V): 120
Input Current (Ain): NR
Voltage Rise (V): NR
Power Factor: 0.995
Total Harmonic Distortion (THDi): 8.1%
Frequency (hertz): 60
Stabilization Time: NR
Operation Time: NR
Ambient Temperature (°C): NR
Test Distance: 24 FT

REPORT NUMBER: P879639
 CATALOG NUMBER: MEM2-HTN-VA-130-730-U-RW

Iso-Footcandle Lines of Horizontal Illumination

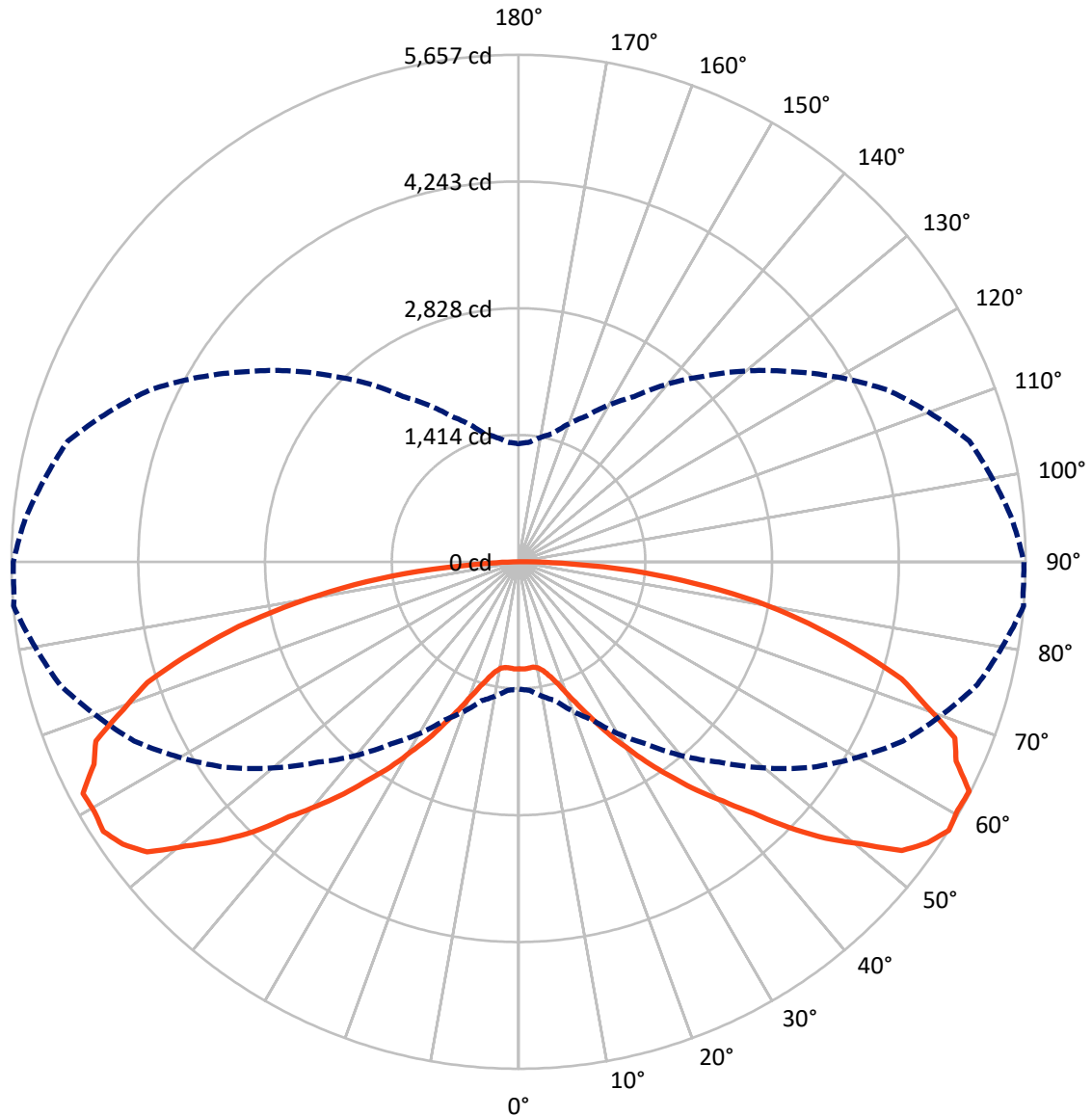
✕ Max cd
 - - - 1/2 Max cd



Based on 15 foot mounting height. Maximum calculated value = 7.3 fc
 Type III - Short - N/A

REPORT NUMBER: P879639
CATALOG NUMBER: MEM2-HTN-VA-130-730-U-RW

Luminous Intensity Polar Plot



— Vertical Plane Through 85-Deg Lateral - - - Horizontal Cone Through 57.5-Deg Vertical

REPORT NUMBER: P879639
 CATALOG NUMBER: MEM2-HTN-VA-130-730-U-RW

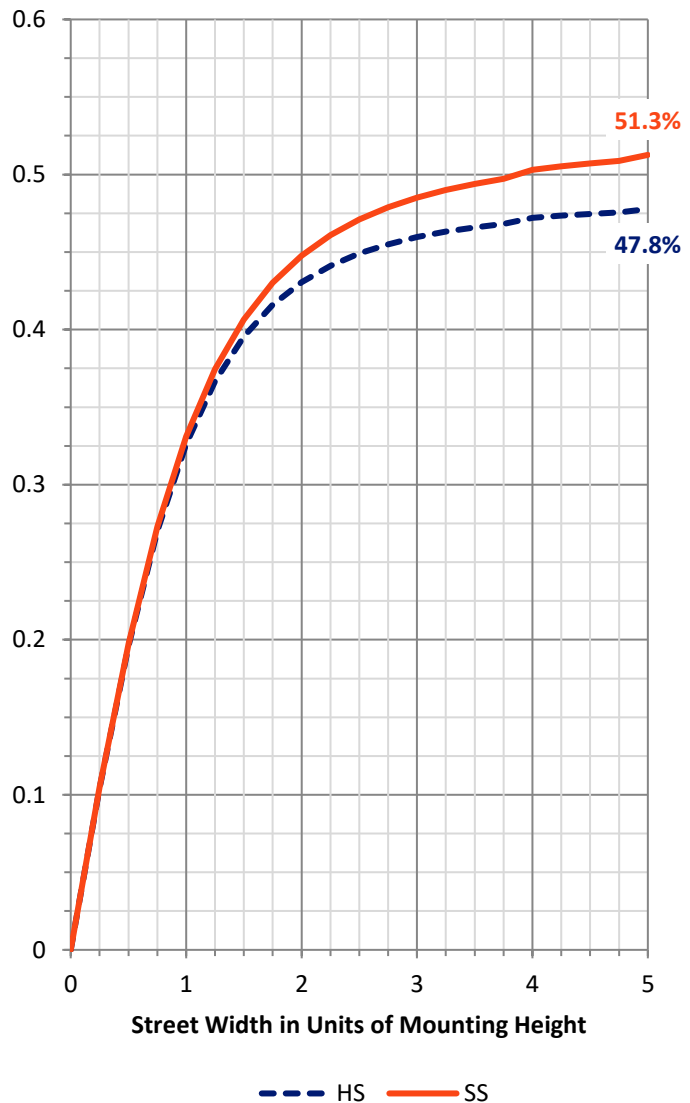
FLUX DISTRIBUTION:

		Downward	Upward	Total
House Side	Lumens	6383.6	0.0	6383.6
	% Fixture	48.0	0.0	48.0
Street Side	Lumens	6923.7	0.0	6923.7
	% Fixture	52.0	0.0	52.0
Total	Lumens	13307.3	0.0	13307.3
	% Fixture	100.0	0.0	100.0

Coefficient of Utilization

ZONAL LUMENS:

Zone	Lumens	% Fixture
0°-10°	113.2	0.9
10°-20°	357.5	2.7
20°-30°	729.7	5.5
30°-40°	1305.3	9.8
40°-50°	2091.6	15.7
50°-60°	2882.2	21.7
60°-70°	2985.7	22.4
70°-80°	2174.7	16.3
80°-90°	667.3	5.0
90°-100°	0.0	0.0
100°-110°	0.0	0.0
110°-120°	0.0	0.0
120°-130°	0.0	0.0
130°-140°	0.0	0.0
140°-150°	0.0	0.0
150°-160°	0.0	0.0
160°-170°	0.0	0.0
170°-180°	0.0	0.0
0°-90°	13307.3	100.0
0°-180°	13307.3	100.0



REPORT NUMBER: P879639

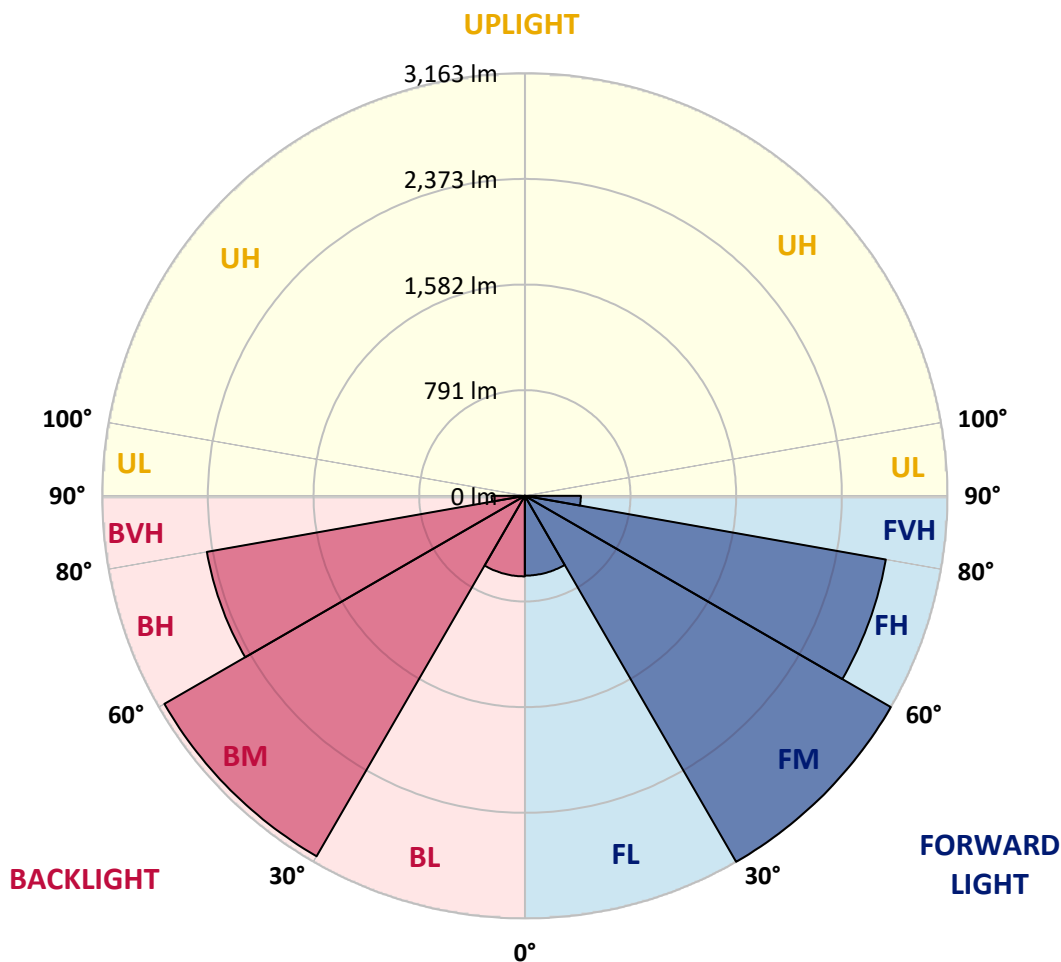
CATALOG NUMBER: MEM2-HTN-VA-130-730-U-RW

LUMINAIRE CLASSIFICATION SYSTEM LUMEN TABLE AND BUG RATING:

Zone	Lumens	% Fixture	Zone Rating/Lumen Limit		
			B	U	G
FL (0°-30°)	597.3	4.5			
FM (30°-60°)	3163.4	23.8			
FH (60°-80°)	2743.8	20.6			G2/5000
FVH (80°-90°)	419.2	3.2			G3/500
BL (0°-30°)	603.2	4.5	B2/1000		
BM (30°-60°)	3115.7	23.4	B3/5000		
BH (60°-80°)	2416.5	18.2	B3/2500		G3/2500
BVH (80°-90°)	248.2	1.9			G3/500
UL (90°-100°)	0.0	0.0		U0/0	
UH (100°-180°)	0.0	0.0		U0/0	

BUG Rating: B3-U0-G3

Type III Short





REPORT NUMBER: P879639

CATALOG NUMBER: MEM2-HTN-VA-130-730-U-RW

CANDELA DISTRIBUTION (FULL):

	0°	5°	15°	25°	35°	45°	55°	65°	75°	85°	86°
0°	1192.9	1192.9	1192.9	1192.9	1192.9	1192.9	1192.9	1192.9	1192.9	1192.9	1192.9
2.5°	1193.8	1193.8	1196.6	1198.5	1200.4	1200.4	1201.3	1200.4	1199.4	1198.5	1198.5
5°	1197.5	1197.5	1202.2	1205.0	1205.0	1203.2	1201.3	1197.5	1194.7	1191.0	1191.0
7.5°	1192.9	1191.9	1193.8	1192.9	1191.9	1191.0	1189.1	1187.2	1186.3	1187.2	1187.2
10°	1175.1	1175.1	1175.1	1176.0	1179.7	1185.4	1190.0	1195.7	1200.4	1204.1	1203.2
12.5°	1161.0	1161.9	1164.7	1172.2	1181.6	1193.8	1209.7	1226.6	1240.6	1251.0	1250.0
15°	1150.7	1153.5	1161.9	1176.9	1197.5	1223.8	1254.7	1290.3	1317.5	1330.6	1331.5
17.5°	1151.6	1155.4	1170.4	1192.9	1224.7	1271.6	1323.1	1380.3	1425.2	1438.4	1440.2
20°	1153.5	1156.3	1176.9	1215.3	1269.7	1334.3	1411.2	1489.9	1551.7	1587.3	1589.2
22.5°	1160.1	1161.9	1188.2	1240.6	1316.5	1418.7	1520.8	1631.4	1717.6	1760.7	1777.6
25°	1163.8	1166.6	1204.1	1278.1	1380.3	1516.1	1652.0	1797.2	1907.8	1967.8	1977.2
27.5°	1171.3	1177.9	1222.8	1317.5	1456.2	1630.5	1817.9	1980.0	2129.0	2202.0	2191.7
30°	1187.2	1194.7	1251.9	1366.2	1539.6	1763.5	1971.5	2189.9	2343.5	2428.8	2439.1
32.5°	1205.0	1213.5	1280.9	1420.6	1628.6	1880.6	2148.6	2387.6	2592.8	2693.1	2694.9
35°	1235.0	1244.4	1325.0	1479.6	1720.4	2003.4	2331.4	2608.7	2828.9	2952.6	2966.7
37.5°	1248.1	1257.5	1353.1	1550.8	1809.4	2157.1	2503.8	2823.3	3101.6	3237.5	3248.7
40°	1288.4	1301.6	1394.3	1596.7	1916.3	2287.3	2679.0	3068.8	3365.9	3510.2	3520.5
42.5°	1306.2	1323.1	1443.0	1663.3	2005.3	2413.8	2887.0	3334.0	3649.8	3830.6	3826.9
45°	1331.5	1345.6	1467.4	1737.3	2089.6	2587.2	3117.5	3617.9	4008.7	4229.8	4230.7
47.5°	1385.9	1403.7	1518.0	1792.6	2209.5	2758.7	3352.7	3906.5	4392.9	4609.3	4591.5
50°	1393.4	1415.9	1572.4	1857.2	2318.2	2891.7	3534.5	4174.5	4712.4	4944.8	4917.6
52.5°	1418.7	1435.5	1578.9	1912.5	2369.8	2985.4	3707.9	4408.8	5005.7	5354.3	5312.1
55°	1437.4	1460.8	1617.3	1931.2	2438.2	3124.1	3868.1	4581.2	5209.0	5536.0	5520.1
57.5°	1418.7	1440.2	1606.1	1945.3	2480.4	3162.5	3997.4	4732.1	5299.0	5656.9	5640.1
60°	1390.6	1410.2	1575.2	1922.8	2414.8	3153.1	3951.5	4745.2	5297.1	5628.8	5619.4
62.5°	1346.5	1369.0	1521.8	1858.2	2369.8	3057.6	3878.4	4704.0	5219.3	5642.9	5629.8
65°	1278.1	1293.1	1461.8	1761.6	2292.0	2949.8	3748.2	4508.1	5158.4	5362.7	5381.4
67.5°	1197.5	1209.7	1355.9	1653.9	2147.7	2811.1	3610.4	4382.5	4857.6	5250.2	5251.2
70°	1108.5	1120.7	1248.1	1537.7	1975.3	2620.0	3344.3	4050.8	4663.7	4828.6	4834.2
72.5°	980.1	997.0	1131.9	1381.2	1797.2	2367.9	3072.6	3734.1	4224.2	4466.9	4460.3
75°	861.1	874.3	981.1	1210.7	1588.3	2095.2	2756.8	3357.4	3766.0	3882.2	3909.3
77.5°	725.3	739.3	836.8	1012.9	1341.8	1805.7	2335.1	2855.2	3202.8	3304.9	3351.8
80°	583.8	584.7	660.6	824.6	1076.7	1451.5	1883.5	2342.6	2567.5	2701.5	2710.9
82.5°	426.4	444.2	494.8	616.6	807.7	1085.1	1451.5	1783.2	1977.2	1979.0	1986.5
85°	282.0	290.5	326.1	399.2	532.2	736.5	959.5	1151.6	1265.0	1265.9	1265.9
87.5°	138.7	144.3	162.1	192.1	253.0	358.9	445.1	543.5	580.0	477.0	485.4
90°	0.0	0.0	0.0	0.0	0.0	0.0	0.0	0.0	0.0	0.0	0.0



REPORT NUMBER: P879639

CATALOG NUMBER: MEM2-HTN-VA-130-730-U-RW

CANDELA DISTRIBUTION (continued):

	90°	95°	105°	115°	125°	135°	145°	155°	165°	175°	180°
0°	1192.9	1192.9	1192.9	1192.9	1192.9	1192.9	1192.9	1192.9	1192.9	1192.9	1192.9
2.5°	1198.5	1197.5	1196.6	1193.8	1191.0	1188.2	1185.4	1183.5	1181.6	1180.7	1181.6
5°	1189.1	1188.2	1184.4	1180.7	1177.9	1175.1	1172.2	1170.4	1169.4	1169.4	1169.4
7.5°	1188.2	1188.2	1187.2	1185.4	1183.5	1178.8	1171.3	1165.7	1161.9	1161.0	1160.1
10°	1204.1	1203.2	1206.0	1200.4	1193.8	1187.2	1175.1	1164.7	1156.3	1151.6	1150.7
12.5°	1253.8	1253.8	1255.6	1243.5	1227.5	1210.7	1191.0	1173.2	1160.1	1151.6	1150.7
15°	1340.0	1339.0	1331.5	1309.0	1279.1	1245.3	1214.4	1181.6	1158.2	1146.9	1146.0
17.5°	1440.2	1448.7	1439.3	1398.1	1349.3	1292.2	1239.7	1196.6	1165.7	1150.7	1148.8
20°	1597.7	1592.0	1568.6	1511.4	1442.1	1360.6	1288.4	1223.8	1182.5	1159.1	1156.3
22.5°	1780.4	1777.6	1739.2	1660.4	1559.2	1449.6	1347.5	1259.4	1201.3	1170.4	1167.6
25°	1982.8	1971.5	1918.1	1825.4	1697.9	1551.7	1416.8	1301.6	1222.8	1181.6	1175.1
27.5°	2212.4	2213.3	2145.8	2009.0	1851.6	1654.8	1496.5	1341.8	1245.3	1197.5	1188.2
30°	2446.6	2432.6	2363.2	2204.9	1996.8	1786.9	1566.7	1394.3	1282.8	1220.0	1212.5
32.5°	2714.6	2700.6	2575.9	2396.0	2154.3	1902.2	1644.5	1451.5	1304.4	1237.8	1229.4
35°	2967.6	2947.9	2841.1	2628.4	2330.4	2020.3	1742.0	1501.1	1352.2	1278.1	1265.9
37.5°	3272.2	3241.2	3083.8	2843.0	2524.4	2162.7	1824.4	1567.7	1391.5	1295.0	1280.9
40°	3546.7	3528.0	3347.1	3075.4	2694.9	2290.1	1909.7	1627.6	1411.2	1313.7	1302.5
42.5°	3873.7	3828.8	3637.6	3319.0	2888.9	2433.5	2028.7	1669.8	1463.7	1366.2	1348.4
45°	4288.8	4224.2	3985.2	3615.1	3079.1	2569.4	2125.2	1746.6	1508.6	1377.5	1356.8
47.5°	4647.7	4562.5	4336.6	3895.3	3324.6	2717.4	2175.8	1808.5	1517.1	1406.5	1386.8
50°	4965.4	4883.9	4633.7	4143.6	3501.7	2852.4	2272.3	1819.7	1559.2	1422.4	1397.1
52.5°	5331.8	5257.7	4971.0	4391.9	3656.3	2946.1	2326.7	1852.5	1552.7	1406.5	1386.8
55°	5537.0	5425.5	5130.3	4515.6	3693.8	2919.8	2319.2	1839.4	1530.2	1379.3	1358.7
57.5°	5637.2	5523.9	5207.1	4536.2	3697.6	2928.3	2248.9	1794.4	1479.6	1337.2	1317.5
60°	5604.5	5491.1	5186.5	4451.9	3640.4	2856.1	2194.6	1725.1	1419.6	1263.1	1242.5
62.5°	5596.0	5504.2	5145.3	4393.8	3557.0	2739.0	2108.3	1617.3	1323.1	1187.2	1169.4
65°	5352.4	5248.4	4914.8	4191.4	3394.9	2579.7	1957.5	1502.1	1224.7	1093.5	1077.6
67.5°	5238.1	5122.8	4664.6	4027.4	3189.7	2407.3	1757.9	1363.4	1106.6	975.5	955.8
70°	4801.4	4704.0	4386.3	3632.0	2878.6	2143.0	1614.5	1205.0	965.2	851.8	834.9
72.5°	4474.4	4353.5	3918.7	3325.6	2576.9	1885.3	1386.8	1030.7	819.0	720.6	700.9
75°	3879.4	3776.3	3456.7	2835.5	2182.4	1605.2	1141.3	832.1	665.3	574.4	571.6
77.5°	3294.6	3203.7	2813.0	2358.5	1781.3	1262.2	882.7	643.7	493.8	429.2	417.0
80°	2638.7	2526.3	2245.2	1805.7	1360.6	906.1	620.3	429.2	334.5	282.0	276.4
82.5°	1930.3	1851.6	1619.2	1241.6	867.7	575.3	372.0	235.2	174.3	147.1	147.1
85°	1232.2	1131.9	906.1	643.7	380.4	213.6	101.2	65.6	45.9	44.0	47.8
87.5°	419.8	306.4	128.4	27.2	7.5	2.8	0.9	0.9	0.0	0.0	0.0
90°	0.0	0.0	0.0	0.0	0.0	0.0	0.0	0.0	0.0	0.0	0.0

Cooper Lighting Solutions Photometric Lab
1121 Highway 74 South
Peachtree City, GA 30269



LM-79-2019: Approved Method: Electrical and Photometric Measurements of Solid-State Lighting Products

Report Prepared for

Cooper Lighting Solutions

Streetworks

Report Number: SP1-2407-176-20

Test Date: 10/23/2024

Luminaire Tested: MEM2-HTN-VA-150-740-U-WQ

Data in this report applies to families of products including MEM2-HTN-VA-150-740-U-WQ

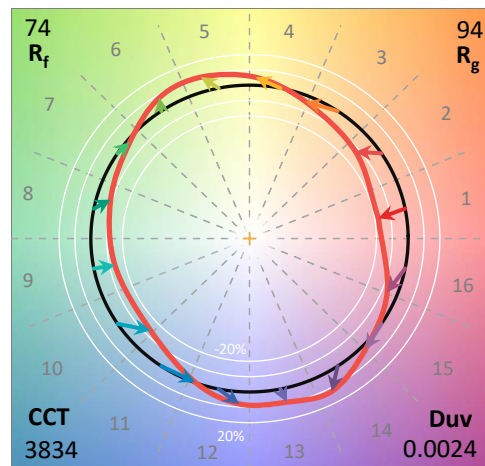
Test Information

Test Method: LM-79-2019
 Report Number: SP1-2407-176-20
 Test Lab: COOPER LIGHTING SOLUTIONS
 Photometer: SP1 - 76IN SPHERE
 Measurement Geometry: 4π
 Issue Date: 10/23/2024
 Manufacturer: COOPER LIGHTING SOLUTIONS
 Product Line: Streetworks
 Catalog Number: **MEM2-HTN-VA-150-740-U-WQ**
 Description: EPIC MODERN VISUAL COMFORT 150W WAVESTREAM WIDE

Spectral Parameters

CCT (K): 3834
 CIE u': 0.2270
 CIE v': 0.5077
 Duv: 0.0024
 CIE x: 0.3900
 CIE y: 0.3877
 CIE z: 0.2223
 Peak Wavelength (nm): 585
 Dominant Wavelength (nm): 578
 Purity: 33.41599
 Rf: 74.4
 Rg: 93.6

CRI (Ra):	71.3		
R1:	67.4	R9:	-37.8
R2:	78.6	R10:	50.1
R3:	88.2	R11:	65.6
R4:	70.0	R12:	44.1
R5:	67.5	R13:	69.2
R6:	70.1	R14:	93.3
R7:	80.0	R15:	59.4
R8:	48.5		



Test Conditions

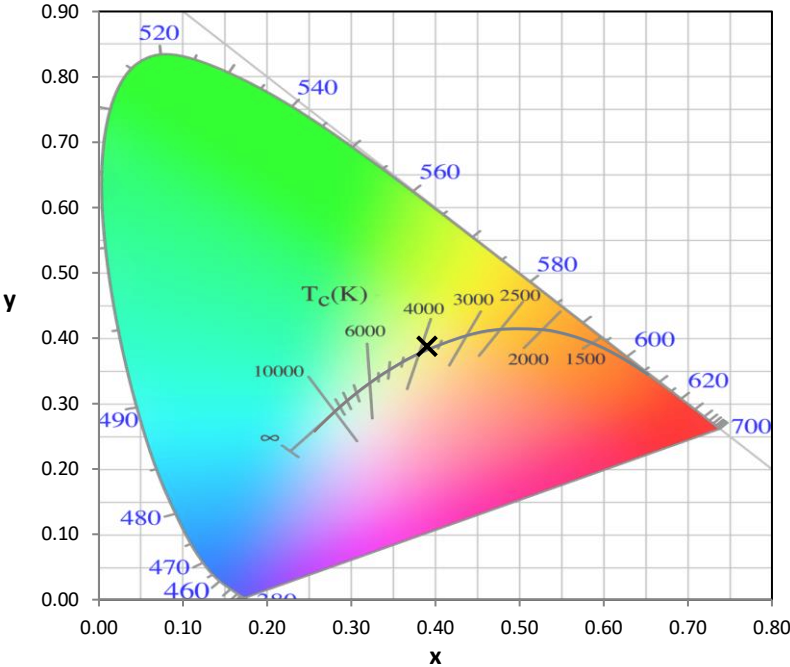
Stabilization Time: 30M
 Operation Time: 1H 30M
 Sphere Temperature (°C): 25.1

REPORT NUMBER: SP1-2407-176-20

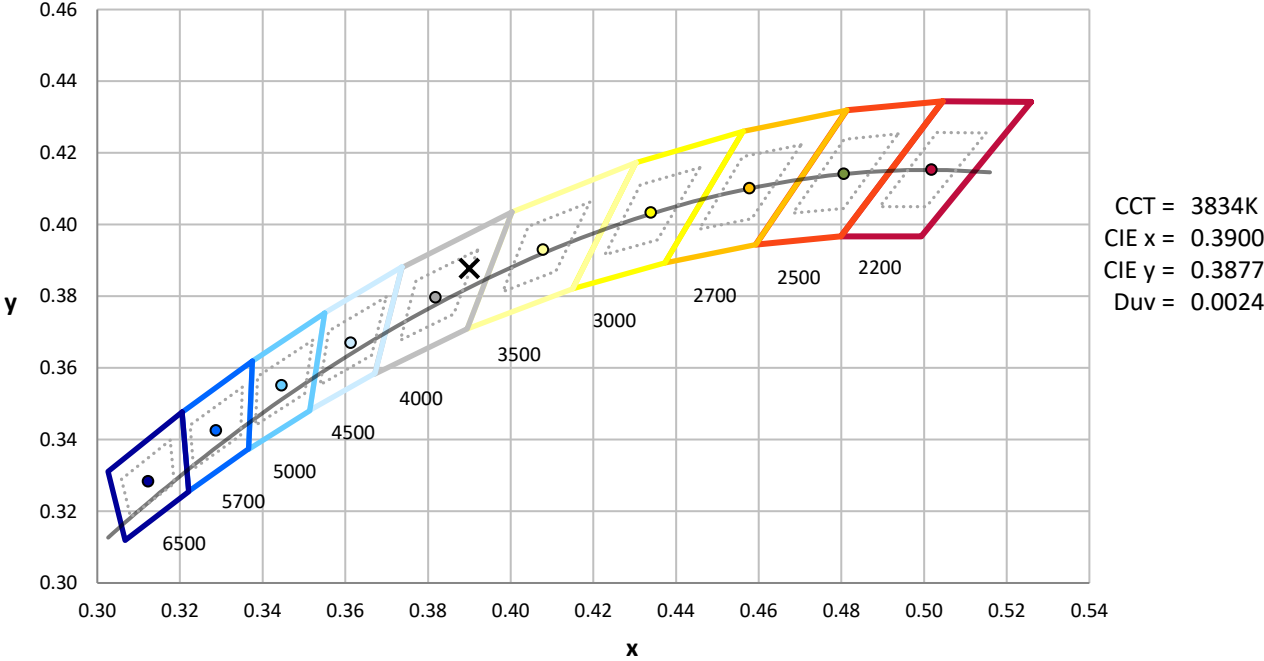
Measurement and Test Equipment			
Instrument	Identification Number	Calibration Date	Calibration Due Date
Photometer	IN0058	6/18/2024	12/18/2024
Power Meter	INXT2011004	2/8/2024	2/8/2025
AC Power Source	IN0063	10/22/2024	10/22/2025
DC Power Source	IN0208	10/22/2024	10/22/2025
Sphere Thermometer	IN0085	10/22/2024	10/22/2025
Room Thermometer	IN0046	10/22/2024	10/22/2025

REPORT NUMBER: SP1-2407-176-20

CIE 1931 Chromaticity Diagram



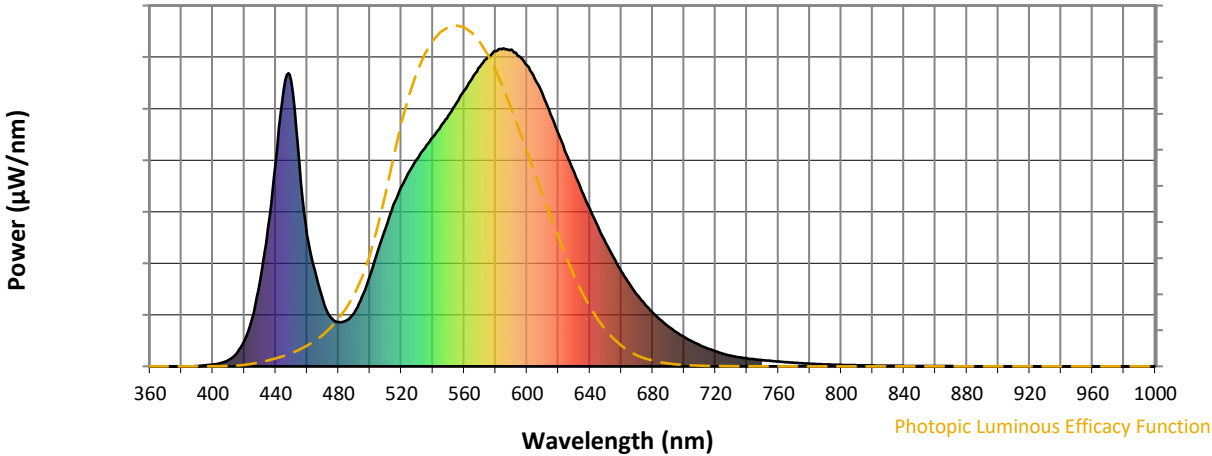
CIE 1931 Chromaticity Diagram with 2017 ANSI 7-Step and 4-Step Quadrangles



Point lies inside the ANSI 4000K 4-step quadrangle

REPORT NUMBER: SP1-2407-176-20

Photopic Flux vs. Wavelength

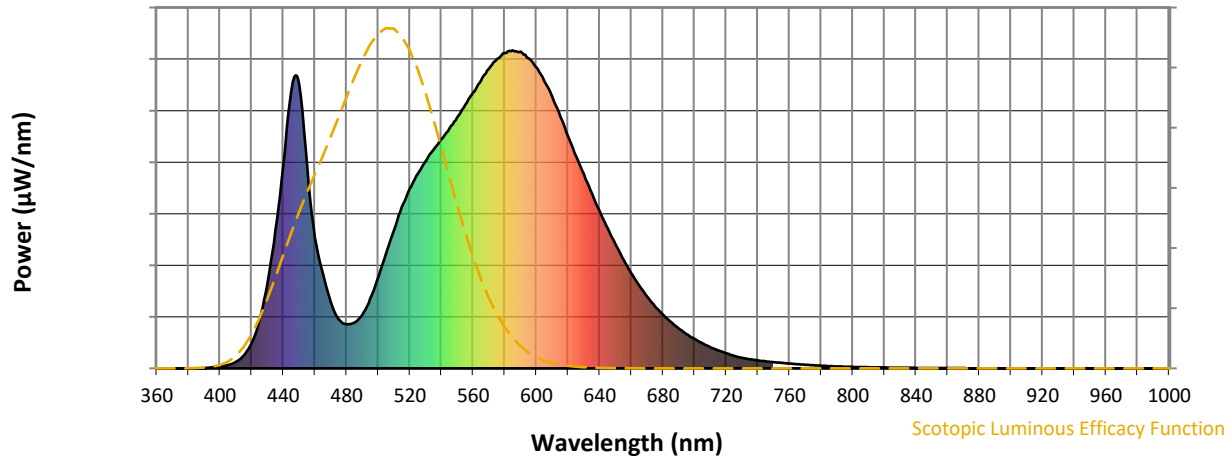


Photopic Lumens: NR

λ (nm)	Power W [^] /nm	Lumens (φ/nm)	λ (nm)	Power W [^] /nm	Lumens (φ/nm)	λ (nm)	Power W [^] /nm	Lumens (φ/nm)	λ (nm)	Power W [^] /nm	Lumens (φ/nm)	λ (nm)	Power W [^] /nm	Lumens (φ/nm)
360	0	NR	490	169	NR	620	731	NR	750	20	NR	880	0	NR
365	0	NR	495	219	NR	625	668	NR	755	17	NR	885	0	NR
370	0	NR	500	285	NR	630	611	NR	760	15	NR	890	0	NR
375	0	NR	505	362	NR	635	550	NR	765	13	NR	895	0	NR
380	0	NR	510	435	NR	640	495	NR	770	11	NR	900	0	NR
385	0	NR	515	508	NR	645	440	NR	775	10	NR	905	0	NR
390	1	NR	520	565	NR	650	390	NR	780	8	NR	910	0	NR
395	3	NR	525	612	NR	655	343	NR	785	7	NR	915	0	NR
400	6	NR	530	652	NR	660	299	NR	790	6	NR	920	0	NR
405	10	NR	535	687	NR	665	261	NR	795	5	NR	925	0	NR
410	20	NR	540	720	NR	670	226	NR	800	5	NR	930	0	NR
415	40	NR	545	755	NR	675	195	NR	805	4	NR	935	0	NR
420	80	NR	550	789	NR	680	169	NR	810	3	NR	940	0	NR
425	152	NR	555	828	NR	685	146	NR	815	3	NR	945	0	NR
430	266	NR	560	867	NR	690	126	NR	820	3	NR	950	0	NR
435	435	NR	565	905	NR	695	108	NR	825	2	NR	955	0	NR
440	641	NR	570	942	NR	700	92	NR	830	2	NR	960	0	NR
445	869	NR	575	972	NR	705	79	NR	835	2	NR	965	0	NR
450	894	NR	580	991	NR	710	67	NR	840	2	NR	970	0	NR
455	640	NR	585	1000	NR	715	56	NR	845	1	NR	975	0	NR
460	413	NR	590	996	NR	720	47	NR	850	1	NR	980	0	NR
465	300	NR	595	975	NR	725	40	NR	855	1	NR	985	0	NR
470	208	NR	600	946	NR	730	33	NR	860	1	NR	990	0	NR
475	154	NR	605	903	NR	735	29	NR	865	1	NR	995	0	NR
480	139	NR	610	854	NR	740	25	NR	870	1	NR	1000	0	NR
485	144	NR	615	793	NR	745	22	NR	875	0	NR			

REPORT NUMBER: SP1-2407-176-20

Scotopic Flux vs. Wavelength



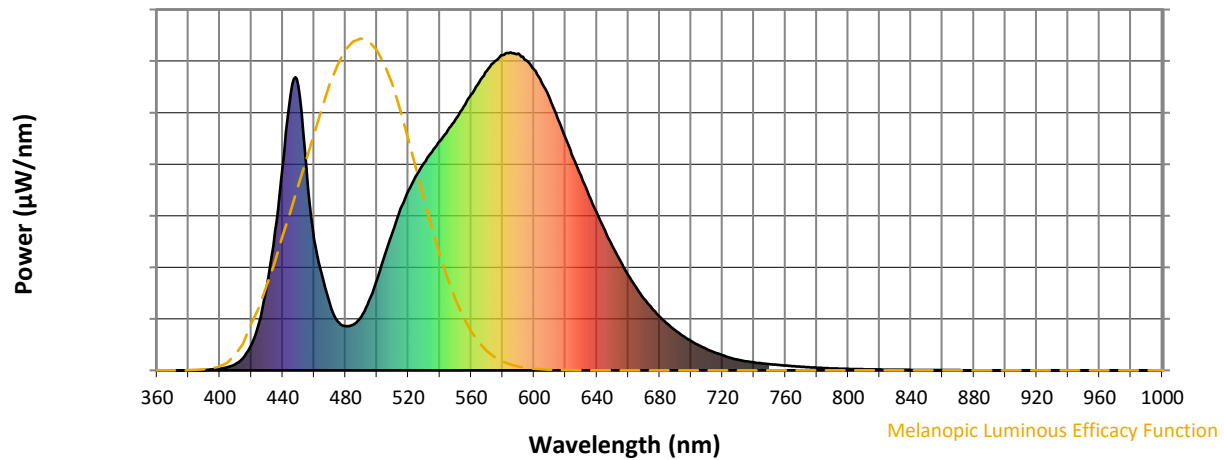
Scotopic Lumens: NR

S/P: 1.47

λ (nm)	Power W [^] /nm	Lumens (φ/nm)	λ (nm)	Power W [^] /nm	Lumens (φ/nm)	λ (nm)	Power W [^] /nm	Lumens (φ/nm)	λ (nm)	Power W [^] /nm	Lumens (φ/nm)	λ (nm)	Power W [^] /nm	Lumens (φ/nm)
360	0	NR	490	169	NR	620	731	NR	750	20	NR	880	0	NR
365	0	NR	495	219	NR	625	668	NR	755	17	NR	885	0	NR
370	0	NR	500	285	NR	630	611	NR	760	15	NR	890	0	NR
375	0	NR	505	362	NR	635	550	NR	765	13	NR	895	0	NR
380	0	NR	510	435	NR	640	495	NR	770	11	NR	900	0	NR
385	0	NR	515	508	NR	645	440	NR	775	10	NR	905	0	NR
390	1	NR	520	565	NR	650	390	NR	780	8	NR	910	0	NR
395	3	NR	525	612	NR	655	343	NR	785	7	NR	915	0	NR
400	6	NR	530	652	NR	660	299	NR	790	6	NR	920	0	NR
405	10	NR	535	687	NR	665	261	NR	795	5	NR	925	0	NR
410	20	NR	540	720	NR	670	226	NR	800	5	NR	930	0	NR
415	40	NR	545	755	NR	675	195	NR	805	4	NR	935	0	NR
420	80	NR	550	789	NR	680	169	NR	810	3	NR	940	0	NR
425	152	NR	555	828	NR	685	146	NR	815	3	NR	945	0	NR
430	266	NR	560	867	NR	690	126	NR	820	3	NR	950	0	NR
435	435	NR	565	905	NR	695	108	NR	825	2	NR	955	0	NR
440	641	NR	570	942	NR	700	92	NR	830	2	NR	960	0	NR
445	869	NR	575	972	NR	705	79	NR	835	2	NR	965	0	NR
450	894	NR	580	991	NR	710	67	NR	840	2	NR	970	0	NR
455	640	NR	585	1000	NR	715	56	NR	845	1	NR	975	0	NR
460	413	NR	590	996	NR	720	47	NR	850	1	NR	980	0	NR
465	300	NR	595	975	NR	725	40	NR	855	1	NR	985	0	NR
470	208	NR	600	946	NR	730	33	NR	860	1	NR	990	0	NR
475	154	NR	605	903	NR	735	29	NR	865	1	NR	995	0	NR
480	139	NR	610	854	NR	740	25	NR	870	1	NR	1000	0	NR
485	144	NR	615	793	NR	745	22	NR	875	0	NR			

REPORT NUMBER: SP1-2407-176-20

Melanopic Flux vs. Wavelength



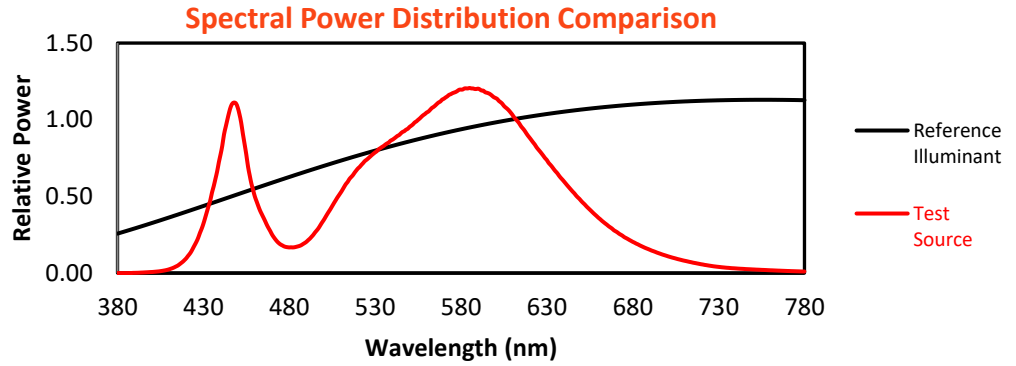
Melanopic Lumens: NR

M/P: 2.83

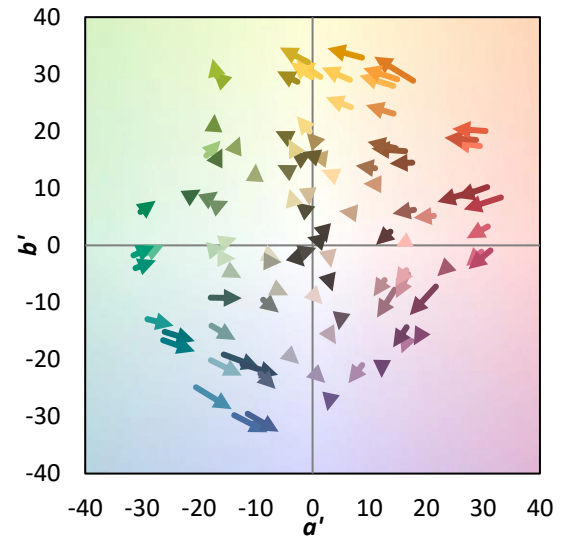
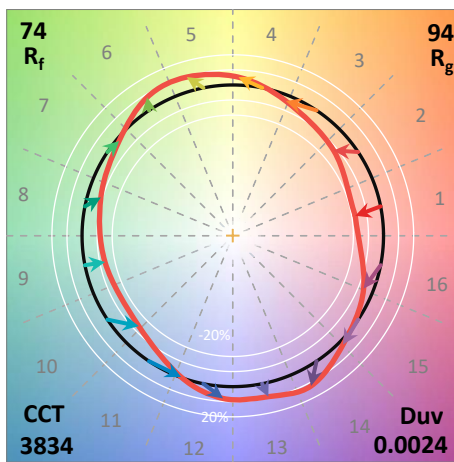
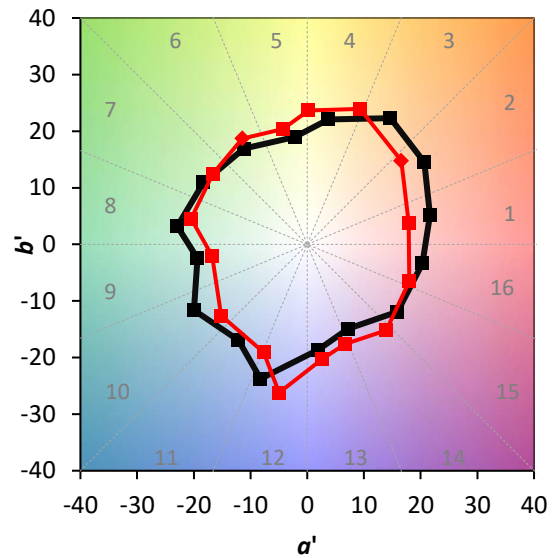
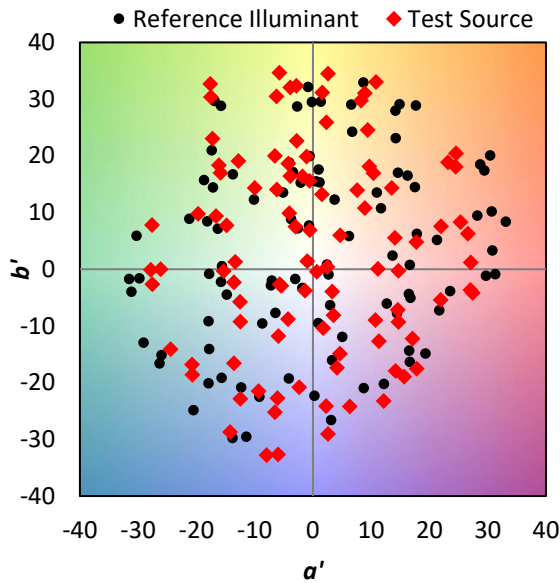
λ (nm)	Power W [^] /nm	Lumens (ϕ /nm)	λ (nm)	Power W [^] /nm	Lumens (ϕ /nm)	λ (nm)	Power W [^] /nm	Lumens (ϕ /nm)	λ (nm)	Power W [^] /nm	Lumens (ϕ /nm)	λ (nm)	Power W [^] /nm	Lumens (ϕ /nm)
360	0	NR	490	169	NR	620	731	NR	750	20	NR	880	0	NR
365	0	NR	495	219	NR	625	668	NR	755	17	NR	885	0	NR
370	0	NR	500	285	NR	630	611	NR	760	15	NR	890	0	NR
375	0	NR	505	362	NR	635	550	NR	765	13	NR	895	0	NR
380	0	NR	510	435	NR	640	495	NR	770	11	NR	900	0	NR
385	0	NR	515	508	NR	645	440	NR	775	10	NR	905	0	NR
390	1	NR	520	565	NR	650	390	NR	780	8	NR	910	0	NR
395	3	NR	525	612	NR	655	343	NR	785	7	NR	915	0	NR
400	6	NR	530	652	NR	660	299	NR	790	6	NR	920	0	NR
405	10	NR	535	687	NR	665	261	NR	795	5	NR	925	0	NR
410	20	NR	540	720	NR	670	226	NR	800	5	NR	930	0	NR
415	40	NR	545	755	NR	675	195	NR	805	4	NR	935	0	NR
420	80	NR	550	789	NR	680	169	NR	810	3	NR	940	0	NR
425	152	NR	555	828	NR	685	146	NR	815	3	NR	945	0	NR
430	266	NR	560	867	NR	690	126	NR	820	3	NR	950	0	NR
435	435	NR	565	905	NR	695	108	NR	825	2	NR	955	0	NR
440	641	NR	570	942	NR	700	92	NR	830	2	NR	960	0	NR
445	869	NR	575	972	NR	705	79	NR	835	2	NR	965	0	NR
450	894	NR	580	991	NR	710	67	NR	840	2	NR	970	0	NR
455	640	NR	585	1000	NR	715	56	NR	845	1	NR	975	0	NR
460	413	NR	590	996	NR	720	47	NR	850	1	NR	980	0	NR
465	300	NR	595	975	NR	725	40	NR	855	1	NR	985	0	NR
470	208	NR	600	946	NR	730	33	NR	860	1	NR	990	0	NR
475	154	NR	605	903	NR	735	29	NR	865	1	NR	995	0	NR
480	139	NR	610	854	NR	740	25	NR	870	1	NR	1000	0	NR
485	144	NR	615	793	NR	745	22	NR	875	0	NR			

Summary

$R_f = 74.4$
 $R_g = 93.6$
 $CIE R_a = 71.3$
 $R_g = -37.8$

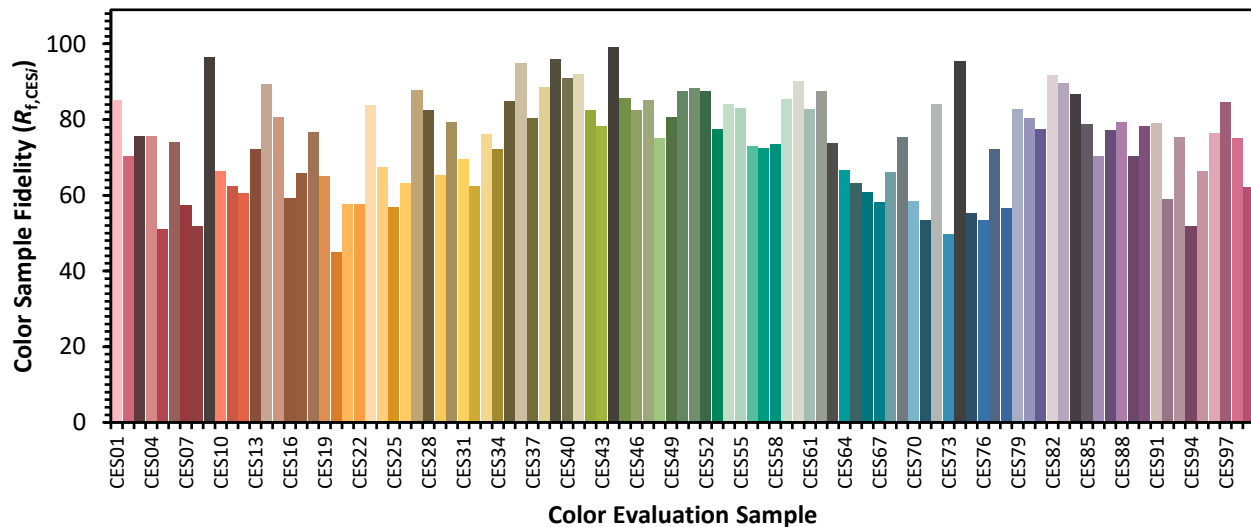


Color Vector Graphics

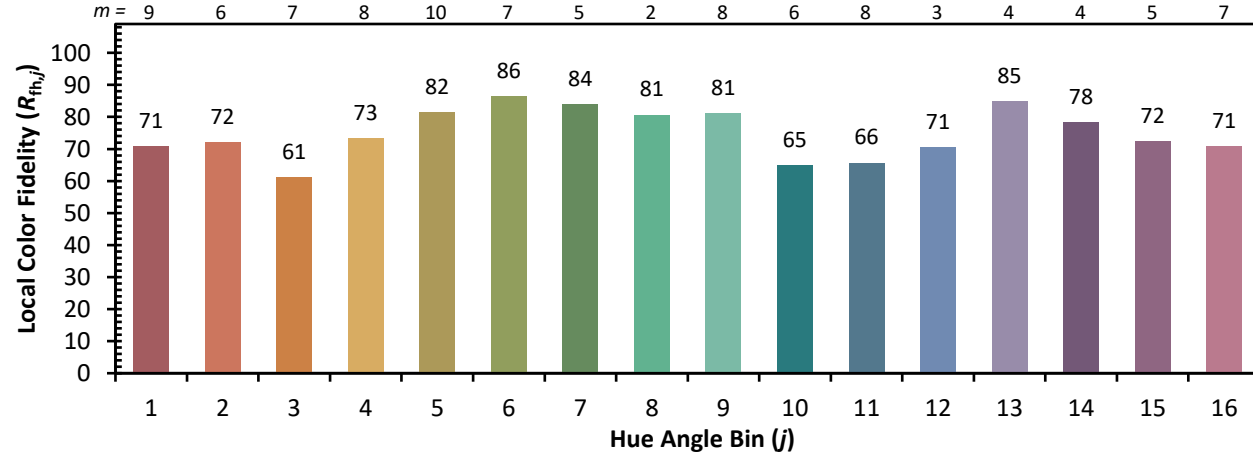
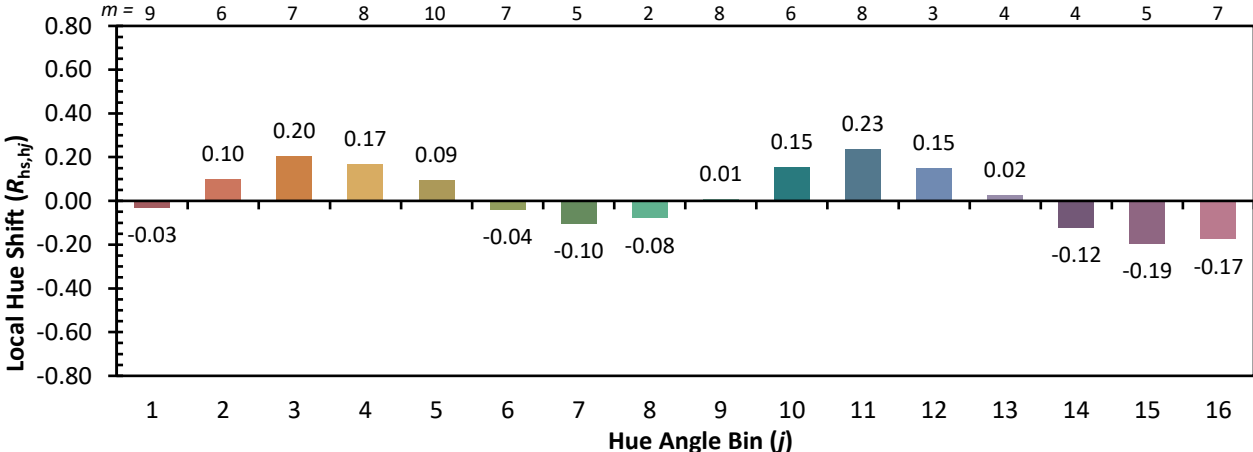
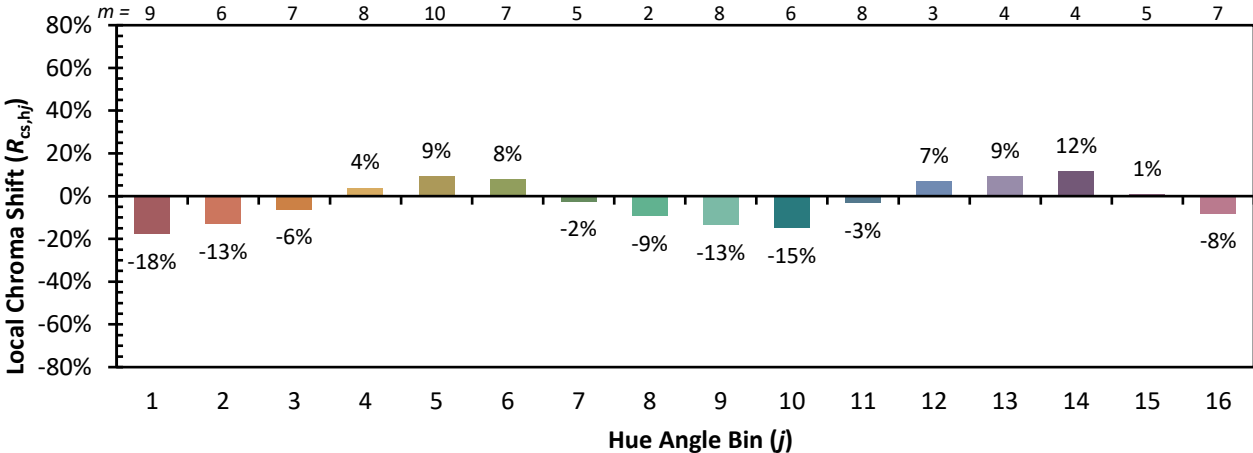


Individual Sample Fidelity Index ($R_{f,i}$)

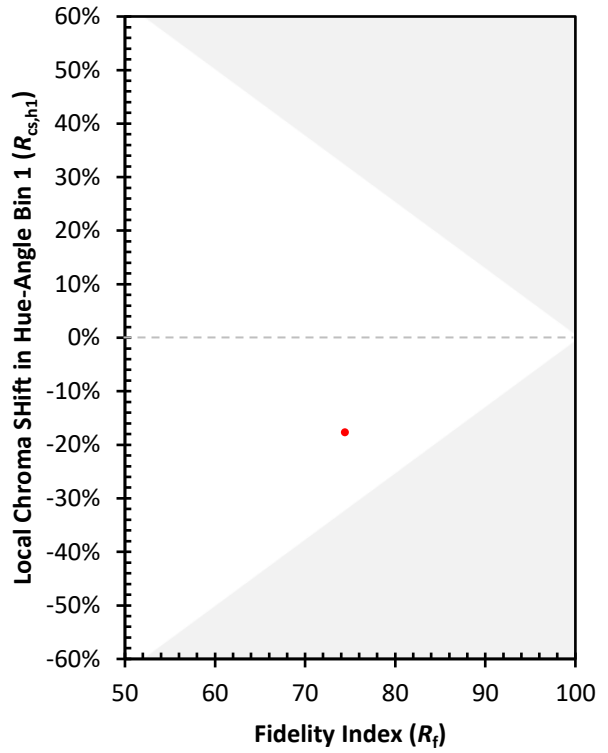
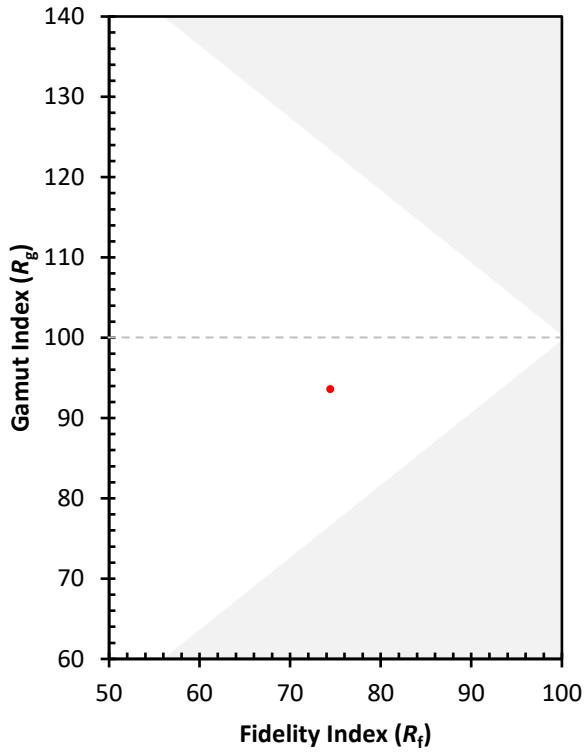
CES01 = 85	CES26 = 63	CES51 = 88	CES76 = 54
CES02 = 61	CES27 = 88	CES52 = 87	CES77 = 72
CES03 = 30	CES28 = 83	CES53 = 77	CES78 = 57
CES04 = 70	CES29 = 65	CES54 = 84	CES79 = 83
CES05 = 47	CES30 = 79	CES55 = 83	CES80 = 80
CES06 = 50	CES31 = 69	CES56 = 73	CES81 = 78
CES07 = 40	CES32 = 62	CES57 = 72	CES82 = 92
CES08 = 39	CES33 = 76	CES58 = 74	CES83 = 90
CES09 = 29	CES34 = 72	CES59 = 85	CES84 = 87
CES10 = 74	CES35 = 85	CES60 = 90	CES85 = 79
CES11 = 57	CES36 = 95	CES61 = 83	CES86 = 70
CES12 = 63	CES37 = 80	CES62 = 88	CES87 = 77
CES13 = 42	CES38 = 89	CES63 = 74	CES88 = 79
CES14 = 74	CES39 = 96	CES64 = 67	CES89 = 70
CES15 = 71	CES40 = 91	CES65 = 63	CES90 = 78
CES16 = 46	CES41 = 92	CES66 = 61	CES91 = 79
CES17 = 49	CES42 = 83	CES67 = 58	CES92 = 59
CES18 = 56	CES43 = 78	CES68 = 66	CES93 = 75
CES19 = 72	CES44 = 99	CES69 = 75	CES94 = 52
CES20 = 65	CES45 = 86	CES70 = 59	CES95 = 67
CES21 = 86	CES46 = 82	CES71 = 54	CES96 = 76
CES22 = 78	CES47 = 85	CES72 = 84	CES97 = 85
CES23 = 92	CES48 = 75	CES73 = 50	CES98 = 75
CES24 = 91	CES49 = 81	CES74 = 96	CES99 = 62
CES25 = 72	CES50 = 88	CES75 = 55	



Color Rendition by Hue-Angle Bin



Measure Comparisons



(END OF REPORT)